

## Reception Core subjects home learning tasks W/C 08.06.2020


Hello children and parents. I hope that you're all well, have had a great week in the sunshine and hopefully you've had a chance to relax a little. I also hope that you have found some time to attempt a little school work too! I will continue to be a source of help and advice if need be. Just send me an email and I will be in touch as soon as possible. Enjoy this week and remember to be good for your grown-ups!! Take care everyone, Mrs Lake

English	Maths	RE
<p>Continue to practise blending words and sentences. Play games online and at home to help with this.</p> <p>Think about the sound ire. Can you practise saying the sound and blending it into words such as fire, shire, wire, hire, tired</p> <p>Can you put these words into a sentence? Say your sentence many times and then have a go at writing it down.</p>	<p>Use doodle maths each day. I have set tasks for you to do, as well as the practise games that you already use. Our focus for this half term is accurate counting and ordering of numbers to 20. This will enable us to double, halve and share.</p>	<p>Don't forget that mass is live streamed each Sunday.</p> <p>Continue practicing saying the 'Hail Mary' and 'Our Father' at bedtime.</p> <p>Prayer ideas are on our school website. <i>school website → Covid-19 update → practical prayer guides</i></p> <p>Continue to practise learning and saying the Our Father prayer.</p>
<p>Using the Oak Tree Academy website <a href="https://www.thenational.academy/">https://www.thenational.academy/</a>. Under schedule, click onto Reception and then Week 5 . In literacy follow the daily lessons. These will start with a phonics input each day and will then build on these skills as follows:</p> <p>Day 1: Think about the solar system and learn how it is made up. Design/make your own planet.</p> <p>Day 2: Listen to an alien story and answer questions about it.</p> <p>Day 3: Write/draw a story map for the alien story.</p> <p>Day 4: Design and label an alien.</p> <p>Day 5: Write a character description for your alien.</p>	<p>Use Purplemash to access maths city and play number recognition and counting games. I will also set some memory and number recognition games in your 2do's.</p> <p>Other websites with daily maths lessons include: <a href="https://www.thenational.academy/">https://www.thenational.academy/</a> <a href="https://whiterosemaths.com/homelearning/early-years/">https://whiterosemaths.com/homelearning/early-years/</a></p> <p>Just follow the links for Early years/Reception on both sites for daily, practical maths lessons.</p>	<p>Usually at this time of year we would be seeing how much of their RE learning the children have retained. Could you therefore practise the following with your child:</p> <ul style="list-style-type: none"><li>• Making the sign of the cross accurately.</li><li>• Saying the Hail Mary accurately.</li><li>• Recognising the Holy Family.</li><li>• Recognising and naming the Bible.</li><li>• Reciting (briefly) a Bible story.</li><li>• Remembering the Nativity story.</li></ul>


Together read a version of 'Supertato!'. This can be a book, audio or YouTube version. Discuss what a good hero does and why we like them and then what an evil villain does and why we dislike them. Your job is to create your own superhero and villain. They can be people or vegetables, but you must describe their characteristics and expressions.

- Can you use interesting connectives and wow words?
- Can you remember punctuation (capital letter, finger spaces, full stops?)
- Can you sound out a simple word/sentence using phonic knowledge.


If a ladybird has 4 spots on one side and 4 spots on the other side, how many does she have in total? Double 4.




Collect 9 sticks. If you found 9 more, how many would you have altogether?




Collect 3 leaves outside. Collect 3 more. How many do you have altogether?



Draw 7 caterpillars on a large leaf. Double the amount. How many caterpillars are there in total? Draw all the caterpillars and count them to check.




Jordan made 6 cupcakes for her class, but she needs to make more. There are double that number of children in her class. How many cupcakes does she need in total? Can you make that many cupcakes?




Can you make binoculars from toilet roll cardboard and decorate them. When you go on your next daily exercise walk, look for all of the wonderful things that God has made for us to enjoy. Can you make a list of these things and use them to say a prayer of thanks?

Read lots! Use your own books, audio books or the books on PurpleMash.


Draw 8 bottles of paint on a classroom shelf. Colour half the paint bottles in blue. How many are blue?




If there were 16 cars in a car park at lunchtime and half were driven away, how many would be left in the afternoon? If you have some toy cars, you could work it out using those.



There are 12 children in Mrs Peacock's class. Half of the children are girls. How many are girls? How many are boys?



There are 22 footballers on a field and half of them are wearing red. How many footballers are in red? Draw 22 T-shirts and colour half in red to check.



## Thankful Hands

Provide pencils and paper and ask the children to draw around their hand.

Invite them to decorate their hand in any way they would like.

Help them to cut out their decorated hand.

Talk together about what is meant by being grateful. You could talk about being grateful for the work of people such as NHS workers, post office and shop staff and others who are helping everyone right now.


On the plain side of their hand, encourage them to draw or write something for which they are grateful.

Display the decorated hands on your window to show your gratitude.



Complete the activities set in 2do on Purplemash. Remember you can read or hear the instructions for these activities by pressing the green triangle button.

Remember to keep in touch, using our class blog on Purplemash.



Joyful June Activity!

Find the joy in June and listen to some favourite music. Move, dance and be happy!

### Sports Day Activity

Register at the following website to take part in some sports day challenges. We will be focusing this on our school website each week and on here too! Get active and have fun!! [www.sgochallenge.com](http://www.sgochallenge.com).

Useful websites and activities to aid you children's timetable through the day

- This site has a free parents section, where you can play games for both phonics and maths. There are also worksheets that you can download to print, if you have a printer. Within the site there are videos about how to say each letter sound and how to teach them to your children. <https://home.oxfordowl.co.uk/>
- The following site has a live reading <https://learnliveuk.com/learn-live-read-channel/>
- At school, we listen to many stories using this website. <https://www.storylineonline.net/>
- This site lets you search for educational games <https://www.topmarks.co.uk/>

- Free resources on Twinkl: <https://www.twinkl.co.uk/home-learning-hub>
- Daily Prayer: <https://www.loyolapress.com/our-catholic-faith/prayer>

Here's what various celebrities are offering you and your children for free daily to help with their education while schools are closed:

9.00am: PE with Joe Wicks [https://youtu.be/6v-a\\_dpwhro](https://youtu.be/6v-a_dpwhro)

10.00am: Maths with Carol Vorderman [www.themathsfactor.com](http://www.themathsfactor.com)

11.00am: English with David Walliams <https://www.worldofdavidwalliams.com/elevenses>

12.00pm: Lunch (cooking with kids: Jamie Oliver) <https://www.youtube.com/playlist?list=PLcpoB2VESJme7lSxXEcXyVtFPsMI78lclL>

The government have released daily lessons which can be found on the following websites:

<https://www.thenational.academy/>

<https://www.bbc.co.uk/bitesize/primary>